



High Static Multi-Room Ducted Systems

Submittal Data: GFH<21>DB-D3DNA1A/I 2 ,000 BTU/H High Static Ducted *

Job Name	Location	Date
Purchaser	Engineer	
Submitted To	For	<input type="checkbox"/> Reference <input type="checkbox"/> Approval <input type="checkbox"/> Construction
Unit Designation	Schedule No.	

- GENERAL FEATURES**
- Quiet Operation -Multi-Speed Fan
 - High Static Pressure Capability -Adjustable
 - Slim Line Construction 12.0" high
 - Internal Condensate Drain Pump
 - Flexible Return Air From Bottom Or Rear
 - XK19 / XK-76 Wired Controller (OPTIONAL)
 - Wireless Remote Controller (Optional)
 - Sentry Condensate Overflow Protection
 - Outside Air Capability
 - 10 Years parts warranty



System Ratings

Cooling*	
Rated Capacity	2,000 BTU/H
Heating*	
Rated Capacity	2,000 BTU/H
Sound Pressure Level (Indoor)	
Cooling	1.2/2* dB(A)
Heating	1.2/2* dB(A)
Air Flow (4 Speed)	
Indoor Fan CFM	100, 150, 200, 250, CFM
Ext Static Pressure (max/std)	
	.8/.36 InWc

* Capacity based on diversity of all connected units and the OD Unit

Units Specification & Data

Dehumidifying Volume Pint/hr	(.2'
Wired Controller	XK19
Evaporator Coil	
CopperTube-Aluminum Fin	
Protection - Acrylic Resin	Blue
Condensate Drain Lift (Height)	18-in
	457-mm
Drain Size (OD)	1.0-in
	25-mm
Air Filter	Polypropylene
Net Weight	93-lbs
Gross Weight	107-lbs

Electrical Ratings

Fan Motor	
Output Power	200 W
FLA	0.7 A
Power Supply	
Normal Operational Voltage	208/230 V, 1 Phase, 60 Hz
Voltage Range	187 - 253 V
MCA	5 A
Interconnecting Cable Wire Size	14-4 AWG

Refrigerant Piping Data

Refrigerant Type	R410A
Gas Pipe Size (OD)	5/8-in
Liquid Pipe Size (OD)	3/8-in
Connection Method	Flared

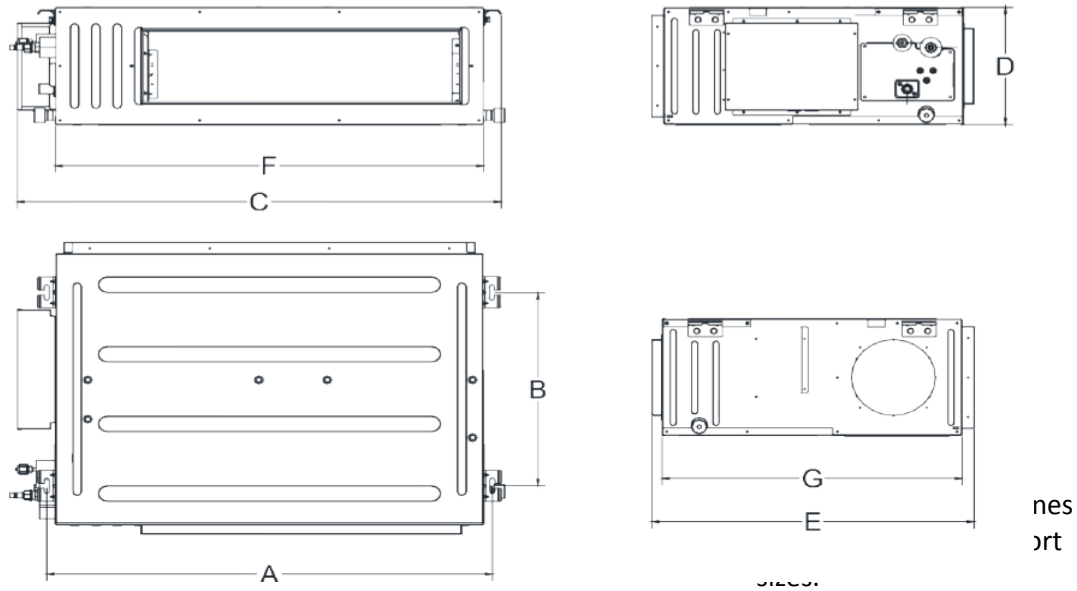
* Test conditions are based on AHRI 210/240.
**Sound Power ratings are per AHRI 270 and AHRI 350

SYSTEM FEATURES	
Selectible External Satic Pressure	8 Selections
Multi Fan Speeds	4 Speeds
Indoor Fan Type	Centrifugal
Indoor Unit Display	NO
Wired Controller Interface	YES
Auxiliary Electrical Heater	OPTIONAL
Condensate Pump	YES
Overflow Cut-off Switch	YES
Electronic Expansion Valve	In Outdoor Unit
Coil Construction	Copper Tube-Aluminum Fin
Indoor Fin Coating (Blue)	Acrylic Resin/Anti-Corrosion

WIRED PROGRAMMABLE CONTROLLER (XK19) & REMOTE CONTROLLER FUNCTIONS	
Auto Mode	YES
Auto Fan	YES
Turbo Cooling	YES
Auto Swing (Horizontal Auto Swing)	NO
Auto Swing (Vertical Auto Swing)	NO
Clock on Remote Controller	YES
Dry Mode	YES
Dry Anti-Mildew (X-Fan) Mode	YES
Energy Saving Mode	YES
Dirty Filter Alert	NO
I Feel Function	YES
Lock on Remote Controller	YES
Quiet Mode	YES
Room Temperature Display	NO
Normal Sleep Mode	YES
Timer Mode	YES
LCD Back Light on Remote Controller	YES
Turbo Mode	YES
Display On/Off Control	YES
Freeze Guard Mode (46°F/8°C)	YES
Display On/Off Control	YES

2,100 BTUH MODEL

Model # GFH<2 >DB-D3DNA1A/I 2 ,000 BTUH 208/230V



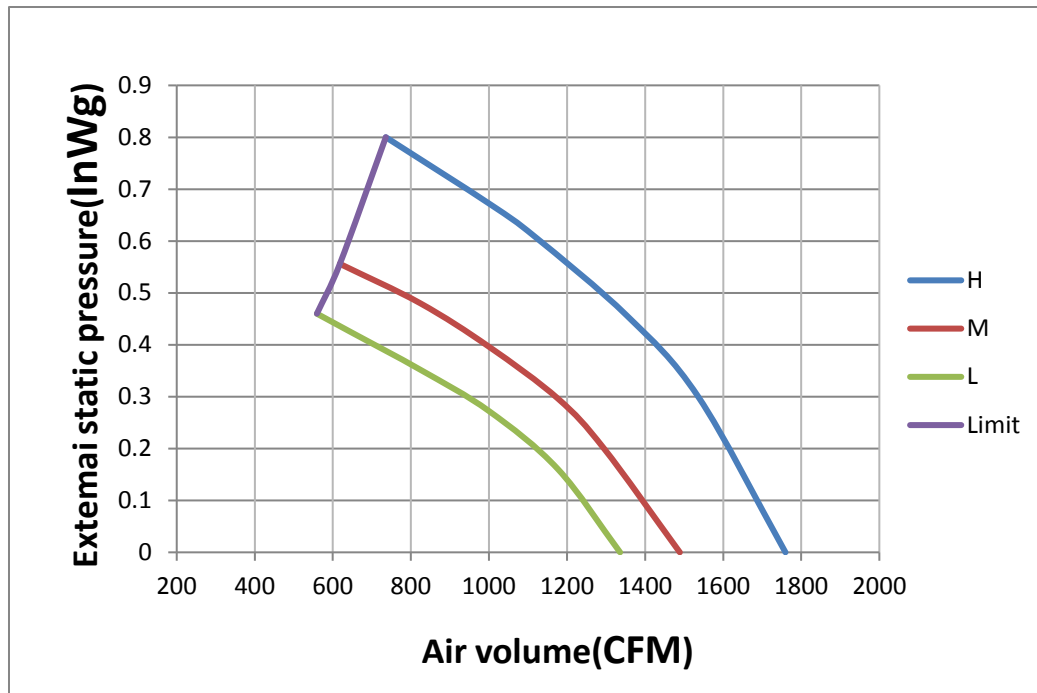
Dimensions

(mm)	A	B	C	D	E	F	G
	1040	500	1130	300	754	1000	700

Weight (Net/Gross) 93/107 lbs

INDOOR FAN PERFORMANCE DATA

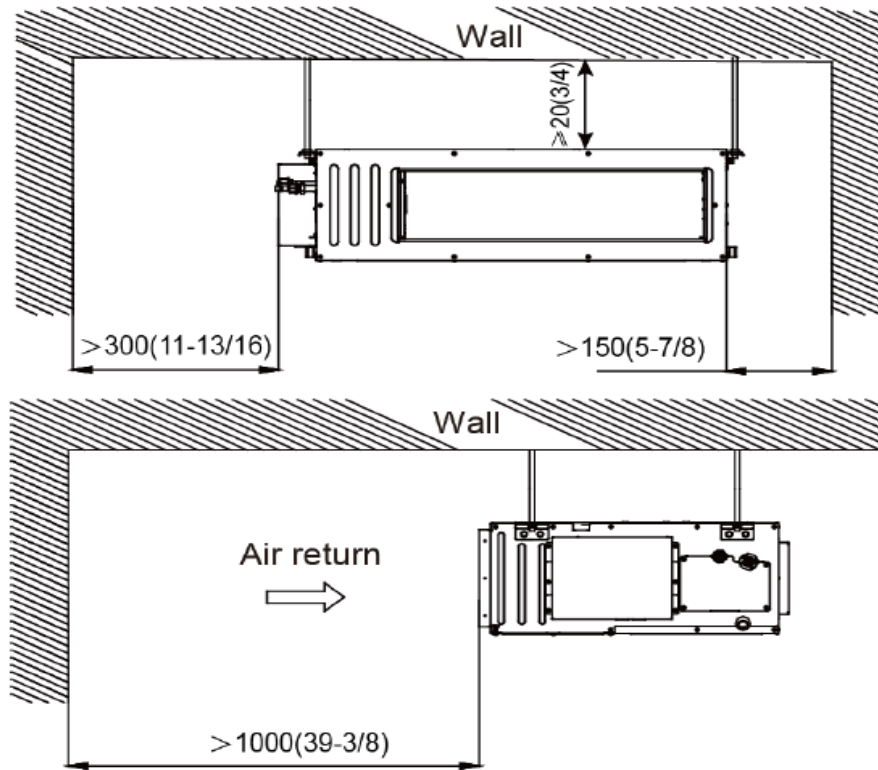
WG = inches of water guage



- Notes:
1. Recommended Interconnecting Cable Type Stranded Bare Copper Conductors THHN 600V Unshielded Wire
 2. Power wiring cable size must comply with applicable national and local codes.
 3. Test conditions are based on AHRI 210/240.

MINIMUM SPACING REQUIREMENTS

Units: mm(inch)



RETURN AIR CONFIGURATIONS

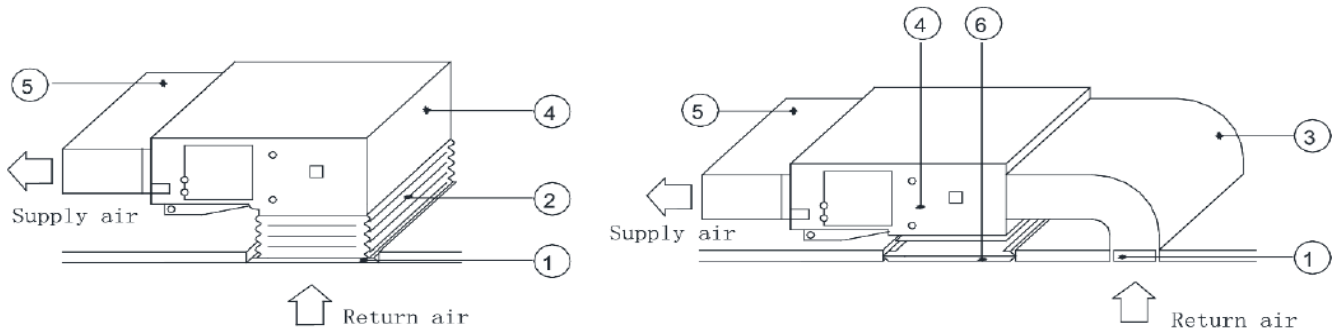


Fig 4.4.7

Table 5 Installation of the return air duct

No.	Name	No.	Name
1	Return Air Inlet (with filter)	4	Indoor unit
2	Canvas Duct	5	Supply Air Duct
3	Return Air Duct	6	Grille